



SUMMER!

Packet

Dear Parents and Students,

Congratulations! You made it and you're off to **THIRD GRADE**. We are happy to have seen you grow so much this year and know that you are going to do GREAT in the third grade. To help prepare you and close up that "summer gap," attached please find the Second to Third Grade summer packet. The summer packet includes:


*Supply list

**How to Be Cool in the Third Grade* Comprehension Packet

*7 week 5-A Day Math Summer Review

*Multiplication Drill Sheet

*Cursive Writing Practice Sheet



Scan me

In order to complete the book report, students are required to purchase and read *How to Be Cool in The Third Grade* by Betsy Duffey. (ISBN-10 014130466:) Once the packet is completed, please bring it to school during the first week back.

In order to maintain fluency in both reading and math, we encourage students to continue reading a book of their choice once they have completed the book report and to practice their multiplication drills.

It has been a wonderful year and we hope you enjoy your summer vacation.



Mrs. Verwey and Miss Delombard
Second Grade Teachers

3RD GRADE

SUPPLY LIST



- Book Bag
- 1 Pencil Pouch
- 1 pair of EAR BUDS or HEADPHONES with a CASE
- 1 Fun Folder of your choice for the HOME FOLDER
- 1 ORANGE PLASTIC Duo Tang folder (must have pockets & Prongs)
- 2 RED PLASTIC Duo Tang folder (must have pockets & Prongs)
- 1 GREEN PLASTIC Duo Tang folder (must have pockets & Prongs)
- 1 YELLOW PLASTIC Duo Tang folder (must have pockets & Prongs)
- 1 PURPLE PLASTIC Duo Tang folder (must have pockets & Prongs)
- 1 GREY PLASTIC Duo Tang folder (must have pockets & Prongs)
- 1 MUSIC PLASTIC Duo Tang folder (must have pockets & Prongs)
- 1 BLUE PLASTIC Duo Tang folder (must have pockets & Prongs)
- 8 marble hard cover composition notebooks
- 1 pack of MULTICOLORED highlighters
- 1 pack of Crayola Crayons 24 pack
- 1 pack of Fine Tip Markers
- 1 pack of Crayola Colored pencils
- 1 pack of RED Pens
- 1 Set of watercolors
- 2 Blank 6X8 Blank Books
- 1 pack of Dozen or more #2 pencils NO MECHANICAL PENCILS
- 1 pack of Blue or Black ERASABLE Pens (for January)
- 1 pairs of scissors, blunt tip
- 1 pack of erasers tops
- 12 Elmer's Glue STICKS
- 1 pack of EXPO markers
- 6 Manilla Folders
- 4 Rolls of Contact Paper
- 2 Jumbo Book Cloth Covers
- 1 Regular Book Cloth Cover
- 1 Canister Clorox Wipes, Disinfecting
- 1 Box Kleenex tissues-GIRLS ONLY
- 2 Paper Towel Rolls- BOYS ONLY

BUY YOUR SUPPLIES
ON AMAZON





How to Be Cool in the Third Grade

by Betsy Duffey


A Novel Study by:

Name: _____

Date: _____


Character Chart

As you read, write down important information about each of the story's main characters.




Character Name: _____

Important Facts: _____




Character Name: _____

Important Facts: _____



Character Name: _____

Important Facts: _____




Character Name: _____

Important Facts: _____

Name: _____

Date: _____



Dictionary Detective

Chapters 1 - 2

Look up the following words in the dictionary and write their definitions below!

stiff

Definition: _____

canvas

Definition: _____

entire

Definition: _____

accomplished

Definition: _____

restless

Definition: _____

motion

Definition: _____

Name: _____

Date: _____

Vocabulary Study

Chapters 1-2

Match Up

A synonym is a word that has the same or almost the same meaning as another word. Match up the synonyms!

- | | |
|----------------|-------------|
| stiff • | • completed |
| accomplished • | • uneasy |
| restless • | • rigid |

Fill in the Blank

Complete each sentence by filling in the blanks with the provided vocabulary.

canvas entire motion

1. I'm so hungry I could eat an _____ pizza on my own!
2. The soft rocking _____ of riding in a car put the baby to sleep.
3. My backpack is made out of bright green _____.

Making Sentences

Write your own sentences using **three** of the vocabulary words. Circle the vocabulary word in each sentence.

stiff canvas entire accomplished restless motion

1. _____

2. _____

3. _____

A Little
Extra!

What is something you have accomplished this year? _____

Name: _____

Date: _____

Understanding the Story

Chapters 1 - 2

Multiple Choice

1. What is the first thing that Robbie writes on his "How to be Cool" list?

- (a) "Throw out schoolbag."
- (b) "Get a haircut."
- (c) "Learn a new language."
- (d) "Get rid of the name *Robbie*."

2. What is the second thing that Robbie writes on his "How to be Cool" list?

- (a) "Get jeans."
- (b) "Wear sunglasses everywhere."
- (c) "Make new friends."
- (d) "Refuse to do homework."

Short Answer

3. Why does Robbie hide his new ruler under his mattress?

Long Answer


4. How does Robbie prepare for the first day of third grade?

A Little
Extra!

Do you think it is silly for Robbie to worry about being cool? Why or why not?

Name: _____

Date: _____



Dictionary Detective

Chapters 3 - 4

Look up the following words in the dictionary and write their definitions below!

relief

Definition: _____

eased

Definition: _____

unraveled

Definition: _____

lurched

Definition: _____

tarnished

Definition: _____

confidently

Definition: _____

Name: _____

Date: _____

Vocabulary Study

Chapters 3 - 4

Match Up

A synonym is a word that has the same or almost the same meaning as another word. Match up the synonyms!

- | | |
|-------------|----------|
| eased • | • swayed |
| lurched • | • slid |
| tarnished • | • ruined |

Fill in the Blank

Complete each sentence by filling in the blanks with the provided vocabulary.

relief **unraveled** **confidently**

1. Christina _____ walked onto the stage to sing a song.
2. It was a _____ to find out the big wind storm hadn't caused any damage to our house.
3. The stitching of my pocket has _____ so I can't put anything in it.

Making Sentences

Write your own sentences using **three** of the vocabulary words. Circle the vocabulary word in each sentence.

relief eased unraveled lurched tarnished confidently

1. _____

2. _____

3. _____

A Little
Extra!

Think about how you were feeling before the beginning of the school year. What list might you have made?

"How to be _____ in the _____ Grade."

Name: _____

Date: _____

Understanding the Story

Chapters 3 - 4

Multiple Choice

1. What is the third thing that Robbie writes on his "How to be Cool" list?

- (a) "Never smile at girls."
- (b) "Wear hat backwards."
- (c) "No more kisses at the bus stop."
- (d) "Quit the chess club."

2. In "Smile and Say Cheese", Robbie says that his mother has five:

- (a) Scrapbooks filled with pictures of him.
- (b) Different tubes of lipstick.
- (c) Cameras.
- (d) Types of cookies for Robbie's lunch.

Short Answer

3. What are some of the bad things that Bo Haney has done in the past?

Long Answer


4. What happens to Robbie on the bus that makes him think that "it might not be a great year after all"?

A Little
Extra!

How do you get to school? Has anything embarrassing ever happened to you on your way to school?

Name: _____

Date: _____



Dictionary Detective

Chapters 5 - 7

Look up the following words in the dictionary and write their definitions below!

exchanged

Definition: _____

notify

Definition: _____

snickered

Definition: _____

expected

Definition: _____

dread

Definition: _____

clustered

Definition: _____

Name: _____

Date: _____

Vocabulary Study

Chapters 5 - 7

Match Up

A synonym is a word that has the same or almost the same meaning as another word. Match up the synonyms!

exchanged •

notify •

expected •

• anticipated

• traded

• tell

Fill in the Blank

Complete each sentence by filling in the blanks with the provided vocabulary.

snickered

dread

clustered

1. I used to _____ my swimming lessons but now I love them!

2. It hurt my feelings when the other kids _____ at my story.

3. We all _____ around the computer to watch the funny cat video.

Making Sentences

Write your own sentences using **three** of the vocabulary words. Circle the vocabulary word in each sentence.

exchanged notify snickered expected dread clustered

1. _____

2. _____

3. _____

A Little
Extra!

What is an activity that you *dread*? Why do you dread it? _____

Name: _____

Date: _____

Understanding the Story

Chapters 5 - 7

Multiple Choice

1. What does Robbie change number one on his "How to be Cool" list to?

- (a) "Get rid of the last name York."
- (b) "Get rid of the name Wobbie."
- (c) "Get rid of the name Rob."
- (d) "None of the above."

2. What does Robbie change number two on his "How to be Cool" list to?

- (a) "Get a new hat."
- (b) "Get new sneakers."
- (c) "Get new jeans."
- (d) "Get new underwear."

Short Answer

3. How does Robbie feel when he first hears he will be a Book Buddy? How does he feel when he hears who he will be partnered with? Why do his feelings change?

Long Answer


4. Describe three things that make Robbie unhappy on his first day of school.

A Little
Extra!

Robbie explains that twenty minutes can seem wonderfully short or terribly long. Describe something you might do to pass twenty "wonderfully short" minutes. Describe something you might do to pass twenty "terribly long" minutes.

Name: _____

Date: _____



Dictionary Detective

Chapters 8 - 10

Look up the following words in the dictionary and write their definitions below!

enthusiasm

Definition: _____

effortless

Definition: _____

concerned

Definition: _____

boldly

Definition: _____

determination

Definition: _____

convince

Definition: _____

Name: _____

Date: _____

Vocabulary Study

Chapters 8 - 10

Match Up

A synonym is a word that has the same or almost the same meaning as another word. Match up the synonyms!

- | | |
|-----------------|-----------|
| effortless • | • spirit |
| concerned • | • worried |
| determination • | • easy |

Fill in the Blank

Complete each sentence by filling in the blanks with the provided vocabulary.

enthusiasm

boldly

convince

1. Kara wore a _____ colorful dress to the party.
2. I have no _____ for horror movies.
3. Greg wants to _____ his dad to buy him a new skateboard.

Making Sentences

Write your own sentences using **three** of the vocabulary words. Circle the vocabulary word in each sentence.

enthusiasm effortless concerned boldly determination convince

1. _____

2. _____

3. _____

A Little
Extra!

Describe a time you needed to *convince* someone to do something. _____

Name: _____

Date: _____

Understanding the Story

Chapters 8 - 10

Multiple Choice

1. What does Doug say when Robbie tells him that Bo is his Book Buddy?

- (a) "You're so lucky!"
- (b) "The teacher must not like you."
- (c) "This is not good."
- (d) "Wanna trade Book Buddies?"

2. Who does Robbie's mother see at Harkin's?

- (a) Other mothers buying underwear.
- (b) Fathers buying baseball caps.
- (c) Robbie's teacher buying a new globe.
- (d) Doug buying a gift for Robbie.

Short Answer

3. In the chapter called "Smack!" Robbie compares coolness to armor. Why does Robbie think that being cool is like wearing armor? Do you agree with him?

Long Answer


4. Robbie starts to feel better about his chances of becoming "cool" in this section. Why is this?

A Little
Extra!

At the end of the chapter "A Kissless Morning", Robbie is about to board the bus where Bo is waiting for him. Robbie wonders if being cool will save him from Bo. What do you think will happen to Robbie on the bus?

Name: _____

Date: _____



Dictionary Detective

Chapters 11 - 13

Look up the following words in the dictionary and write their definitions below!

testament

Definition: _____

torture

Definition: _____

desperation

Definition: _____

beady

Definition: _____

imaginary

Definition: _____

risked

Definition: _____

Name: _____

Date: _____

Vocabulary Study

Chapters 11 - 13

Match Up

A synonym is a word that has the same or almost the same meaning as another word. Match up the synonyms!

- | | |
|-------------|------------|
| torture • | • abuse |
| beady • | • pretend |
| imaginary • | • piercing |

Fill in the Blank

Complete each sentence by filling in the blanks with the provided vocabulary.

testament desperation risked

1. I searched for my missing homework with _____.
2. Rasheed _____ his position on the soccer team by skipping the after school practice.
3. In his _____, my grandfather left me his coin collection.

Making Sentences

Write your own sentences using **three** of the vocabulary words. Circle the vocabulary word in each sentence.

testament torture desperation beady imaginary risked

1. _____

2. _____

3. _____

A Little
Extra!

Can you think of any other titles that would suit this book? Write your ideas below!

Name: _____

Date: _____

Understanding the Story

Chapters 11 - 13

Multiple Choice

1. Right before starting Book Buddies, what does Robbie begin to write?

- (a) His last will and testament.
- (b) A letter to Ms. Williams.
- (c) A new "How to Be Cool" list.
- (d) A note to give to Doug.

2. How does Bo help Robbie complete his "How to Be Cool" list?

- (a) Bo gives Robbie his old jeans.
- (b) Bo admits that superhero underwear are cool.
- (c) Bo uses a red pen to cross out everything on Robbie's list.
- (d) Bo changes Robbie's name to "Rob".

Short Answer

3. In the end, what does Robbie realize being cool is all about?

Long Answer

4. Why does Ms. Williams choose Robbie to be Bo's book buddy?

A Little Extra!

What have you learned about being "cool" from this story? Do you think it is an important lesson for other children your age to learn?

Cursive Writing Practice

Aa Aa

Bb Bb

Cc Cc

Dd Dd

Ee Ee

Ff Ff

Gg Gg

Hh Hh

Ii Ii

Jj Jj

Kk Kk

Ll Ll

Mm Mm

Nn Nn

Oo Oo

Pp Pp

Qq Qq

Rr Rr

Ss Ss

Tt Tt

Uu Uu

Vv Vv


Ww Ww

Xx Xx

Yy Yy

Zz Zz

5-A-DAY MATH SUMMER REVIEW



NAME:

TRACK YOUR PROGRESS

For each day that you complete, color in a square until you make it to the 45th day! You can do it!

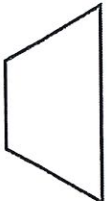



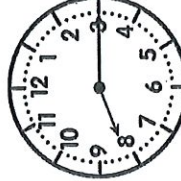
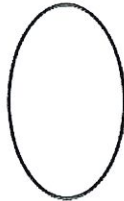

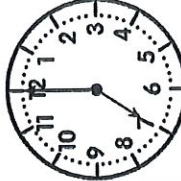

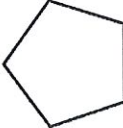
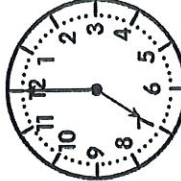


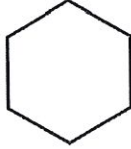


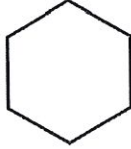

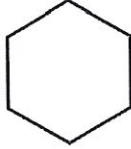


A large number '45' is formed by 45 numbered squares. The squares are arranged in a path that starts at a box labeled 'START HERE' with an arrow pointing to square 1. The path follows the outline of the number '45'. The squares are numbered 1 through 45 in order. The path starts at the bottom left of the '4' and ends at the top right of the '5'.

Week 1

5-A-DAY MATH SUMMER REVIEW

Name: _____

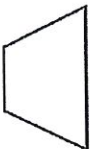





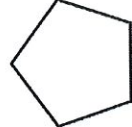
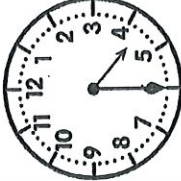

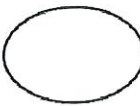
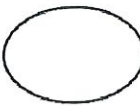
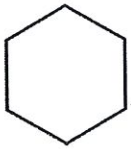


Date _____

| | | | |
|--|---|---|--|
| DAY 1 | <p>How many sides & vertices?  sides _____ vertices/angles _____</p> <p>Complete the fact family $48 \quad 74$ $+96 \quad -25$</p> | <p>Complete the fact family $4, 5, 9$</p> <p>How many sides & vertices?  sides _____ vertices/angles _____</p> | |
| <p>QUICK CHECK</p> <p>5+5= 9+9= 4+4= 8+8= 6+6= 7+7=</p> | <p>How many sides & vertices?  sides _____ vertices/angles _____</p> <p>Complete the fact family $39 \quad 63$ $+65 \quad -49$</p> | <p>Complete the fact family $10, 5, 15$</p> <p>How many sides & vertices?  sides _____ vertices/angles _____</p> | |
| DAY 2 | <p>How many sides & vertices?  sides _____ vertices/angles _____</p> <p>Complete the fact family $7, 6, 13$</p> | <p>Complete the fact family $10, 5, 15$</p> <p>How many sides & vertices?  sides _____ vertices/angles _____</p> | <p>Complete the fact family $5, 7, 12$</p> <p>How many sides & vertices?  sides _____ vertices/angles _____</p> |
| <p>QUICK CHECK</p> <p>7+6= 6+5= 4+5= 7+8= 3+4= 8+9=</p> | <p>How many sides & vertices?  sides _____ vertices/angles _____</p> <p>Complete the fact family $53 \quad 39$ $+27 \quad -15$</p> | <p>How many sides & vertices?  sides _____ vertices/angles _____</p> | |
| DAY 3 | <p>How many sides & vertices?  sides _____ vertices/angles _____</p> <p>Complete the fact family $6, 8, 14$</p> | <p>How many sides & vertices?  sides _____ vertices/angles _____</p> | <p>Complete the fact family $46 \quad 90$ $+68 \quad -45$</p> |
| <p>QUICK CHECK</p> <p>9+1= 8+2= 7+3= 5+5= 6+4= 0+10=</p> | <p>How many sides & vertices?  sides _____ vertices/angles _____</p> | <p>Complete the fact family $5, 7, 12$</p> <p>How many sides & vertices?  sides _____ vertices/angles _____</p> | |
| DAY 4 | <p>How many sides & vertices?  sides _____ vertices/angles _____</p> <p>Complete the fact family $5, 7, 12$</p> | <p>Complete the fact family $5, 7, 12$</p> <p>How many sides & vertices?  sides _____ vertices/angles _____</p> | <p>Complete the fact family $5, 7, 12$</p> <p>How many sides & vertices?  sides _____ vertices/angles _____</p> |
| <p>QUICK CHECK</p> <p>9+7= 5+9= 4+9= 9+6= 9+8= 3+9=</p> | <p>How many sides & vertices?  sides _____ vertices/angles _____</p> | <p>Complete the fact family $5, 7, 12$</p> <p>How many sides & vertices?  sides _____ vertices/angles _____</p> | |
| DAY 5 | <p>How many sides & vertices?  sides _____ vertices/angles _____</p> <p>Complete the fact family $5, 7, 12$</p> | <p>Complete the fact family $5, 7, 12$</p> <p>How many sides & vertices?  sides _____ vertices/angles _____</p> | <p>Complete the fact family $5, 7, 12$</p> <p>How many sides & vertices?  sides _____ vertices/angles _____</p> |

5-A-DAY MATH SUMMER REVIEW

Name: _____

Date _____


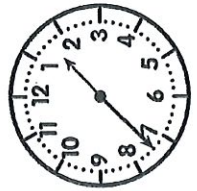









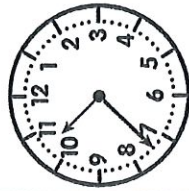
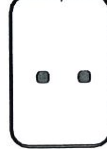
| | | | | |
|--|---|---|---|---|
| <p>DAY 1</p> <p>QUICK CHECK</p> <p>5+9= 6+8=</p> <p>4+7= 3+8=</p> <p>6+6= 2+7=</p> | <p>Name the shape.</p>  <p><input type="radio"/> pentagon</p> <p><input type="radio"/> square</p> <p><input type="radio"/> trapezoid</p> <p><input type="radio"/> circle</p> | <p>35 69</p> <p>+27 -46</p> <hr/> |   | <p>Complete the fact family</p> <p>6, 9, 15</p> |
| <p>DAY 2</p> <p>QUICK CHECK</p> <p>4+3= 2+9=</p> <p>0+8= 1+8=</p> <p>7+1= 5+2=</p> |   | <p>Complete the fact family</p> <p>5, 8, 13</p> | <p>82 74</p> <p>+58 -37</p> <hr/> | <p>Name the shape.</p>  <p><input type="radio"/> rectangle</p> <p><input type="radio"/> square</p> <p><input type="radio"/> rhombus</p> <p><input type="radio"/> trapezoid</p> |
| <p>DAY 3</p> <p>QUICK CHECK</p> <p>5+3= 3+6=</p> <p>3+3= 5+5=</p> <p>4+6= 7+1=</p> | <p>Name the shape.</p>  <p><input type="radio"/> pentagon</p> <p><input type="radio"/> hexagon</p> <p><input type="radio"/> trapezoid</p> <p><input type="radio"/> square</p> | <p>Complete the fact family</p> <p>7, 3, 10</p> | <p>Complete the fact family</p> <p>7, 3, 10</p> |   |
| <p>DAY 4</p> <p>QUICK CHECK</p> <p>3+9= 2+6=</p> <p>7+3= 10+2=</p> <p>3+4= 3+2=</p> | <p>Complete the fact family</p> <p>8, 7, 15</p> | <p>Name the shape.</p>  <p><input type="radio"/> circle</p> <p><input type="radio"/> rectangle</p> <p><input type="radio"/> oval</p> <p><input type="radio"/> pentagon</p> | <p>Name the shape.</p>  <p><input type="radio"/> circle</p> <p><input type="radio"/> rectangle</p> <p><input type="radio"/> oval</p> <p><input type="radio"/> pentagon</p> | <p>30 42</p> <p>+57 -25</p> <hr/> |
| <p>DAY 5</p> <p>QUICK CHECK</p> <p>6+6= 5+4=</p> <p>2+4= 2+2=</p> <p>6+8= 5+1=</p> | <p>Name the shape.</p>  <p><input type="radio"/> octagon</p> <p><input type="radio"/> trapezoid</p> <p><input type="radio"/> hexagon</p> <p><input type="radio"/> pentagon</p> | <p>23 80</p> <p>+57 -35</p> <hr/> |   | <p>Complete the fact family</p> <p>6, 5, 11</p> |

5-A-DAY MATH SUMMER REVIEW

Week 3

Name: _____

Date _____

| | | | | |
|---|---|-----------------------------------|--|---|
| <p>DAY 1</p> <p>QUICK CHECK</p> <p>9+9= 4+8=</p> <p>8+7= 3+7=</p> <p>6+5= 9+7=</p> | <p>Name the shape.</p> <p><input type="checkbox"/> square</p> <p><input type="checkbox"/> cube</p> <p><input type="checkbox"/> pyramid</p> <p><input type="checkbox"/> rectangular prism</p>  | <p>46 83</p> <p>+87 -36</p> |   | <p>Complete the fact family</p> <p>9,7,16</p> |
| <p>DAY 2</p> <p>QUICK CHECK</p> <p>7+7= 6+9=</p> <p>4+8= 7+8=</p> <p>7+6= 10+2=</p> | <p>Name the shape.</p> <p>Complete the fact family</p> <p>4,8,12</p>   | <p>92 64</p> <p>+46 -39</p> | <p>Name the shape.</p>  <p><input type="checkbox"/> cylinder</p> <p><input type="checkbox"/> triangle</p> <p><input type="checkbox"/> pyramid</p> <p><input type="checkbox"/> trapezoid</p> | <p>Complete the fact family</p> <p>7,4,11</p> |
| <p>DAY 3</p> <p>QUICK CHECK</p> <p>5+7= 5+6=</p> <p>8+8= 4+5=</p> <p>4+9= 7+3=</p> | <p>Name the shape.</p> <p>Complete the fact family</p> <p>12,5,17</p>  <p><input type="checkbox"/> cone</p> <p><input type="checkbox"/> sphere</p> <p><input type="checkbox"/> pyramid</p> <p><input type="checkbox"/> circle</p> | <p>21 57</p> <p>+75 -37</p> | <p>Name the shape.</p>   | <p>Complete the fact family</p> <p>29 56</p> <p>+79 -20</p> |
| <p>DAY 4</p> <p>QUICK CHECK</p> <p>9+9= 8+9=</p> <p>7+9= 10+7=</p> <p>6+4= 3+9=</p> | <p>Name the shape.</p> <p>Complete the fact family</p> <p>9,4,13</p>  <p><input type="checkbox"/> pyramid</p> <p><input type="checkbox"/> sphere</p> <p><input type="checkbox"/> cylinder</p> <p><input type="checkbox"/> pentagon</p> | <p>82 60</p> <p>+78 -25</p> | <p>Name the shape.</p>  <p><input type="checkbox"/> cone</p> <p><input type="checkbox"/> rectangle</p> <p><input type="checkbox"/> cube</p> <p><input type="checkbox"/> square</p> | <p>Complete the fact family</p> <p>9,4,13</p> |
| <p>DAY 5</p> <p>QUICK CHECK</p> <p>8+7= 5+9=</p> <p>7+4= 2+8=</p> <p>6+8= 5+10=</p> | <p>Name the shape.</p>   | <p>Complete the fact family</p> | <p>Complete the fact family</p> | <p>Complete the fact family</p> |

| | | | | |
|-------|---|--|--|---|
| DAY 1 | Write this number in the standard form: $500 + 60 + 8$ | Use mental math to solve. $456 - 10 =$ $569 + 100 =$ | Show equal groups to solve. $5 \times 7 =$ 5 groups of 7 | $\begin{array}{r} 52 \\ 46 \\ +32 \\ \hline \end{array}$ $\begin{array}{r} 22 \\ 35 \\ +28 \\ \hline \end{array}$ |
| | QUICK CHECK $10-5=$ $10-4=$ $10-3=$ $10-8=$ $10-6=$ $10-9=$ | | | |
| DAY 2 | Write this number in the standard form: $500 + 60 + 8$ | Use mental math to solve. $456 - 10 =$ $569 + 100 =$ | Show equal groups to solve. $5 \times 7 =$ 5 groups of 7 | $\begin{array}{r} 52 \\ 46 \\ +32 \\ \hline \end{array}$ $\begin{array}{r} 22 \\ 35 \\ +28 \\ \hline \end{array}$ |
| | QUICK CHECK $9-1=$ $7-0=$ $6-0=$ $11-1=$ $12-1=$ $8-0=$ | | | |
| DAY 3 | Write this number in the standard form: 96 42 $+27$ | Use mental math to solve. $455 + 10 =$ $845 - 100 =$ | Show equal groups to solve. $4 \times 4 =$ 4 groups of 4 | $\begin{array}{r} 60 \\ 55 \\ +29 \\ \hline \end{array}$ $\begin{array}{r} 14 \\ 39 \\ +74 \\ \hline \end{array}$ |
| | QUICK CHECK $8-7=$ $10-9=$ $9-8=$ $7-6=$ $6-5=$ $5-4=$ | | | |
| DAY 4 | Write this number in the standard form: 96 42 $+27$ | Use mental math to solve. $455 + 10 =$ $845 - 100 =$ | Show equal groups to solve. $4 \times 4 =$ 4 groups of 4 | $\begin{array}{r} 60 \\ 55 \\ +29 \\ \hline \end{array}$ $\begin{array}{r} 14 \\ 39 \\ +74 \\ \hline \end{array}$ |
| | QUICK CHECK $9-2=$ $7-2=$ $6-2=$ $11-2=$ $12-2=$ $8-2=$ | | | |
| DAY 5 | Write the number in the standard form: $7 + 100 + 40$ | Use mental math to solve. $398 + 10 =$ $568 - 100 =$ | Show equal groups to solve. $2 \times 8 =$ 2 groups of 8 | $\begin{array}{r} 37 \\ 40 \\ +65 \\ \hline \end{array}$ $\begin{array}{r} 59 \\ 23 \\ +67 \\ \hline \end{array}$ |
| | QUICK CHECK $8-4=$ $12-6=$ $10-5=$ $16-8=$ $14-7=$ $18-9=$ | | | |

Date _____

DAY 1

QUICK CHECK

- 8-2=
- 9-5=
- 10-3=
- 11-6=
- 6-3=
- 12-7=

Write this number in the expanded form:


798

Use mental math to solve.

$$982 - 10 =$$

$$419 + 100 =$$

Create an array to solve.
5 rows of 7



$$5 \times 7 = \underline{\quad}$$

$$\begin{array}{r} 63 \\ 29 \\ +40 \\ \hline \end{array}$$

$$\begin{array}{r} 54 \\ 37 \\ +82 \\ \hline \end{array}$$

DAY 2

QUICK CHECK


- 9-7=
- 8-6=
- 10-9=
- 8-5=
- 12-8=
- 9-9=

Use mental math to solve.

$$324 + 10 =$$

$$560 - 100 =$$

Create an array to solve.
4 rows of 4



$$4 \times 4 = \underline{\quad}$$

$$\begin{array}{r} 20 \\ 46 \\ +67 \\ \hline \end{array}$$

$$\begin{array}{r} 95 \\ 22 \\ +55 \\ \hline \end{array}$$

Write this number in the expanded form:
Four hundred seventy seven

DAY 3

QUICK CHECK

- 13-8=
- 10-6=
- 12-6=
- 10-9=
- 6-5=
- 9-6=

Write this number in the expanded form:
9 hundreds, 6 ones, 5 tens

$$\begin{array}{r} 33 \\ 65 \\ +92 \\ \hline \end{array}$$


$$\begin{array}{r} 74 \\ 39 \\ +26 \\ \hline \end{array}$$

Use mental math to solve.

$$600 - 10 =$$

$$468 + 100 =$$

Create an array to solve.
6 rows of 3




$$6 \times 3 = \underline{\quad}$$

DAY 4

QUICK CHECK

- 10-10=
- 8-4=
- 13-9=
- 10-5=
- 12-5=
- 11-4=

Create an array to solve.
7 rows of 2



$$7 \times 2 = \underline{\quad}$$

Use mental math to solve.

$$897 + 10 =$$

$$273 - 100 =$$

Write this number in the expanded form:
Three hundred sixty nine

$$\begin{array}{r} 58 \\ 43 \\ +60 \\ \hline \end{array}$$

$$\begin{array}{r} 46 \\ 29 \\ +32 \\ \hline \end{array}$$

DAY 5


QUICK CHECK

- 11-1=
- 10-8=
- 9-3=
- 16-8=
- 14-7=
- 12-2=

Write the number in the expanded form:

825

Create an array to solve.
5 rows of 5



$$5 \times 5 = \underline{\quad}$$

Use mental math to solve.

$$749 - 10 =$$

$$48 + 100 =$$