



2ND GRADE
2ND GRADE
2ND GRADE



Dear Parents & students,

Congratulations! You are an official 2nd grader! We have seen all the hard work you put in during your first grade year and cant wait to see all the awesome things you will accomplish in 2nd grade. To help you prepare and know what to expect in second grade, we have created a summer packet just for you. Attached in this packet you will find:

- supply list
- Flat Stanley Comprehension packet
- phonics & math packet



scan me!

In order to complete the Flat Stanley comprehension packet, students are required to purchase and read *Flat Stanley: His Original Adventure* by Jeff Brown. Once the packet is completed, please bring it to school on the first day back. This will be the first reading grade.

In order to maintain fluency and comprehension in both reading and math, we encourage students to continue reading a book of their choice once they have completed the book report and practice their skip counting drills (2's, 5's, & 10's).


It's been a wonderful year and we hope you enjoy your summer Vacation. We cant wait to meet you!



Mrs. Verwey &
Ms. Delombard

2ND GRADE

SUPPLY LIST



- Book Bag
- 1 Pencil Pouch (everything must fit in one)
- 1 Fun Folder of your choice for the HOME FOLDER
- 1 **ORANGE** PLASTIC Duo Tang folder (must have pockets & Prongs)
- 1 **RED** PLASTIC Duo Tang folder (RELIGION)
- 1 **GREEN** PLASTIC Duo Tang folder (LIBRARY)
- 1 **YELLOW** PLASTIC Duo Tang folder (SPANISH)
- 1 **PURPLE** PLASTIC Duo Tang folder (ART)
- 1 **BLUE** PLASTIC Duo Tang folder (MUSIC)
- 1 pack of MULTICOLORED highlighters
- 1 pack of Crayola Crayons 24 pack
- 1 pack of Colored pencils (no more than 12)
- 1 box of washable markers (no more than 12)
- 1 pack of RED Pens
- 1 pack of Dozen or more #2 pencils (NO MECHANICAL PENCILS)
- 1 pairs of scissors, blunt tip
- 4 Elmer's Glue STICKS
- 1 pack of EXPO markers (no more than 4)
- 1 small dry erase board
- 6 Manilla Folders - labeled with name
- 1 Jumbo Book Cloth Cover
- 1 Regular Book Cloth Cover
- 1 Handheld sharpener
- 1 Canister Clorox/Lysol Wipes (Disinfecting)
- 1 Box Kleenex tissues
- 1 Box of baby wipes (last names A-M)
- 1 Paper Towel Roll - (last names N-Z)

BUY YOUR SUPPLIES
ON **WAGERS**



FLAT STANLEY

Flat Stanley is always up for an adventure!
Please see the directions below to complete the
project...

1. You will need a composition notebook or blank book with at least 10 pages. This will be your "Adventure Journal"
2. Take Flat Stanley places you usually go and to any fun or special places. You can be creative!
3. Take pictures (at least 10) of Stanley at each of the places. Stanley loves to be the center of attention! Glue the picture and write 2-3 sentences about your outing in your adventure journal.

You may do more than 10 pictures or a collage at the end of pictures you didn't use

Flat Stanley: His Original Adventure

Comprehension Packet

Ch. 1: The Big Bulletin

1. What happened to Stanley during the night?

Ch. 2: Being Flat


1. How did Stanley get to his friends house in California & what did he take with him in the envelope?

Ch. 3: Stanley the Kite

1. What did Arthur fly in the park?


Ch. 4: The Museum Thieves

1. What two things did Stanley get for helping catch the thieves?



SUMMER PACKET

This packet Belongs
To:



©Mrs V's Chickadees


Getting Reading for
2nd Grade!

Dear Families,

Did you know that studies have shown that children lose one to two months of math and reading skills over the summer!

Don't stress! There are ways to prevent this. By continuing to practice and review skills, students will maintain their level of academics and even continue to grow!

Please use this packet over the summer as a way to ensure continued success and growth. In addition, make sure your child is reading on a daily basis, even if it is only for ten minutes a day. Have a wonderful summer!

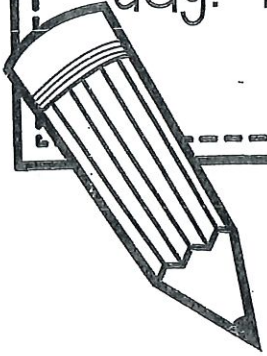


Sincerely,
Your First Grade
teachers

Writing

Week 1

Imagine you are at the beach for an entire day. You have a sand pail and shovel. What would you do?




Handwriting practice lines consisting of ten sets of horizontal lines. Each set includes a solid top line, a dashed middle line, and a solid bottom line, providing a guide for letter height and placement.

Phonics

Color by the code

Week 1

Sh as in



blue

Ch as in

orange

© Mrs V's Chickadees 2016

Reading

Week 1

As the weather got warmer, London decided he wanted to plant a garden. He went to the store with his mom and bought seeds, soil, and a watering can. He found the perfect spot in his backyard. There was enough room to grow his flowers and the sun was shining bright. He got right to work. He put down his soil and dug holes for the seeds. He patted the seeds into the ground and covered the holes back up. Finally, he watered them. Before London knew it, he had a beautiful garden of his own!

Answer in complete sentences

1. What is the main idea of this passage?

2. What are some things London needs to plant his garden?

Math

Week 1



57	Paste Here
----	------------

25	Paste Here
----	------------

80	Paste Here
----	------------

76	Paste Here
----	------------


91	Paste Here
----	------------

35	Paste Here
----	------------

68	Paste Here
----	------------

81
69
78
58
92
36
26

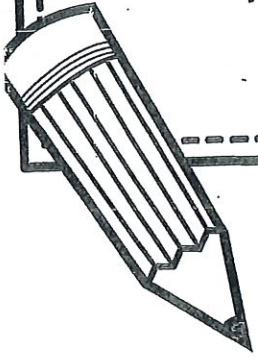
Directions: Glue the number that comes next.



Writing

Week 2

Think about first grade. What was your favorite first grade classroom memory? Why?



Handwriting practice lines consisting of multiple sets of three horizontal lines (top solid, middle dashed, bottom solid) for writing.

Phonics

Read the CVCE words.

Label the pictures.

Week 2

cane




cone

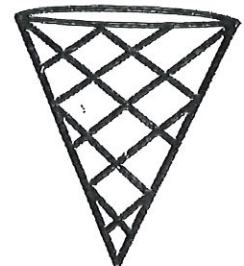

bite

home

dice

cape





Reading

Week 2

Beaches are places that are along the ocean. The ocean is a body of water. It is salt water, which is different from lakes or ponds. The ocean is blue and has waves. The beach is made up of sand or small rocks. People like to bring towels or chairs to sit on the sand. Most people only go to the beach when the weather is warm. They wear bathing suits so that they can go swimming. If you swim in the ocean you may see some different animals. Some animals that live in the ocean are fish, dolphins and whales. You will also find seashells and seaweed in the ocean. Have you ever gone to the beach?

Answer in complete sentences

1. Is this passage fiction or non-fiction? How can you tell?

2. What are some things you can do at the beach?

Math

Label the shapes

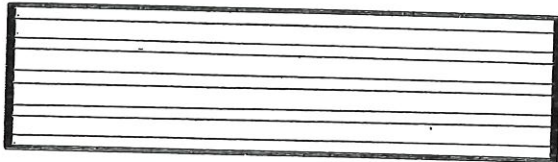
Week 2

rhombus


trapezoid
pentagon

rectangle
hexagon

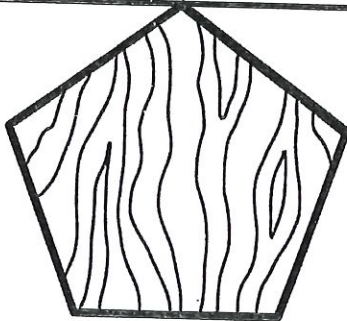
oval



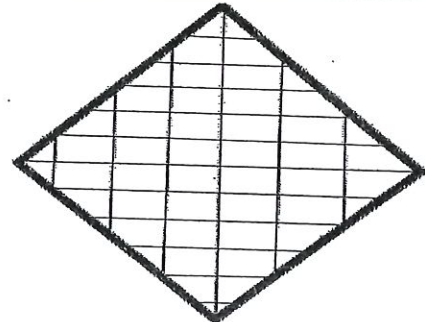
.....



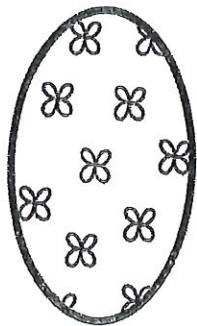
.....



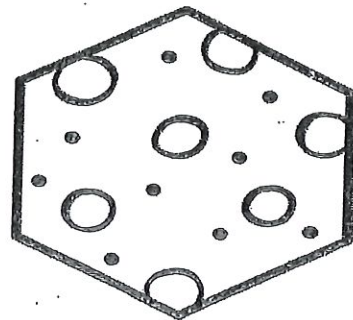
.....



.....



.....




.....


Writing

Use each adjective in a sentence.

Week 3




juicy



bright



sharp



Phonics

Sort the nouns and verbs

Week 3

NOUNS

Paste Here

Paste Here

Paste Here

Paste Here

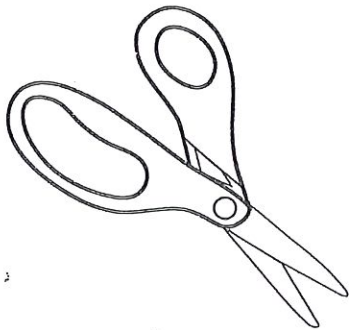
verbs

Paste Here

Paste Here

Paste Here

Paste Here



car

jumping

shout

park

laugh

flower

running

pencil

Reading

Week 3

As the weather got warmer, London decided he wanted to plant a garden. He went to the store with his mom and bought seeds, soil, and a watering can. He found the perfect spot in his backyard. There was enough room to grow his flowers and the sun was shining bright. He got right to work. He put down his soil and dug holes for the seeds. He patted the seeds into the ground and covered the holes back up. Finally, he watered them. Before London knew it, he had a beautiful garden of his own!

Answer in complete sentences

1. What is the main idea of this passage?

2. What were some things London needed to plant his garden?

Math

Read each word problem.
Draw a picture and solve.

Week 3



Shawn was playing in the ocean. He saw a school of 15 fish. They noticed Shawn, and 7 fish swam away. How many fish were left?

Draw it

Solve it



Julissa was at the beach collecting sea shells. She found 4 white shells, 7 tan shells, and 8 grey shells. How many shells did Julissa find in all?

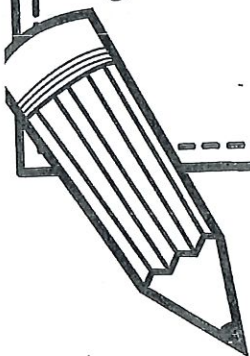
Draw it

Solve it

Writing

Week 4

If you could be any ocean animal, what would you be? What would you do all day? Why did you choose this animal?



Handwriting practice lines consisting of multiple sets of three horizontal lines (top solid, middle dashed, bottom solid) for writing.

Phonics

Sort the pictures into
the correct column



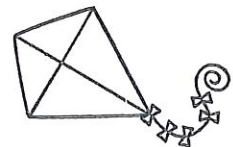

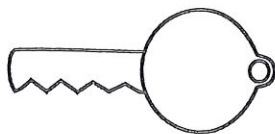
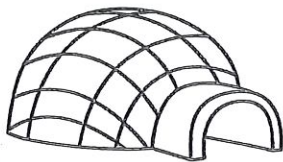
Week 4

SHORT vowel sound

LONG vowel sound

Empty space for sorting pictures with a short vowel sound.

Empty space for sorting pictures with a long vowel sound.




Reading

Week 4

Think of all of the books you read in first grade.

Who was your favorite character?

Draw a picture of the character



Create a list of character traits to describe them

1. _____

2. _____

3. _____

4. _____

5. _____

6. _____

7. _____

Why did you choose this character?

Math

Circle the problems that are true.

Cross out the problems that are false.

Week 4

$5+3=8$

$3+1=5$

$9+3=12$

$6+2=8$

$10+1=13$

$9+0=9$

$1+1=2$

$3+7=9$

$8+2=11$

$6+4=10$

$5+5=10$

$7+3=5$

$7+2=5$

$5+4=9$

$6+3=4$

$1+7=8$

$5+3=6$

$3+3=6$

$3+2=4$

$6+1=7$

$2+2=4$

$5+2=6$

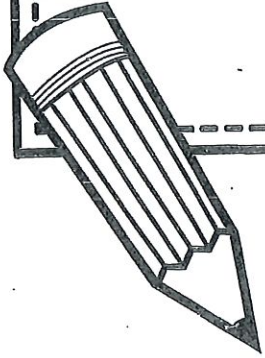
$1+9=10$

$0+0=0$

Writing

Week 5

Imagine you got to travel to the bottom of the ocean in a submarine. What would your day be like?



Handwriting practice lines consisting of solid top and bottom lines with a dashed midline for letter height guidance. There are ten sets of these lines provided for writing the response.

Phonics

Circle the correct verb

Week 5

tense

1. Jayden was _____ tag with his friends outside.

play

playing

played

2. Isayah _____ to the finish line.

run

running

ran

3. Malik is _____ a really great book.

read

reading

readed

4. "Make sure you _____ to your teacher about your homework."

talk

talking

talked

5. Vanessa _____ a good movie with her sister last night.

watch

watching

watched

6. Dylan _____ to the milk bottle.

crawl

crawling

crawled

Reading

Read the sentence. Circle the errors. Rewrite the sentence correctly.

Week 5

1. my Nameis Rob.

2. Iam six years oLd?

3. i Like greenapples tHe best.

Math

Find the missing number to make
the equation true

Week 5



$6 - \underline{\quad} = 6$

$3 - \underline{\quad} = 2$

$9 - \underline{\quad} = 6$

$10 - \underline{\quad} = 9$

$9 - \underline{\quad} = 4$

$1 - \underline{\quad} = 0$

$8 - \underline{\quad} = 6$

$6 - \underline{\quad} = 2$

$5 - \underline{\quad} = 0$

$7 - \underline{\quad} = 5$

$5 - \underline{\quad} = 3$

$6 - \underline{\quad} = 3$

$5 - \underline{\quad} = 2$

$3 - \underline{\quad} = 2$

$3 - \underline{\quad} = 1$

$2 - \underline{\quad} = 1$

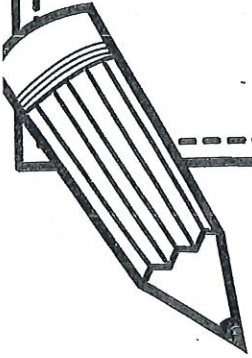
$8 - \underline{\quad} = 3$

$10 - \underline{\quad} = 7$

Writing

Week 6

What are some of your reading goals for the rest of the summer?




Handwriting practice lines consisting of ten sets of horizontal lines. Each set includes a solid top line, a dashed midline, and a solid bottom line, providing a guide for letter height and placement.

Phonics

Color by the code:
1 syllable=blue
2 syllables=yellow

Week 6



Reading

Week 6

Thomas loved rainy days. He had an awesome pair of orange rain boots that his mom let him wear to school. They even matched his orange umbrella! On his way to school, Thomas would hold his umbrella way over his head. He would pretend it was the propeller of a helicopter. Spinning the umbrella, Thomas would run down the block as fast as he could. He didn't care if he splashed in a puddle, his rain boots would keep his feet nice and dry.

Answer in complete sentences

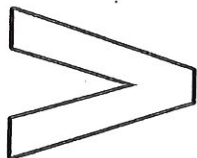
1. Why does Thomas love rainy days?

2. What does Thomas do with his umbrella?

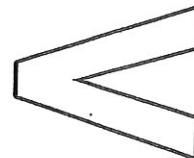

Math

Write the correct symbol
in each circle

Week 6



Greater Than



Less Than

$47 \bigcirc 68$

$31 \bigcirc 29$

$13 \bigcirc 81$

$55 \bigcirc 44$

$71 \bigcirc 92$

$17 \bigcirc 21$

$68 \bigcirc 40$

$33 \bigcirc 31$

$73 \bigcirc 94$

$36 \bigcirc 61$

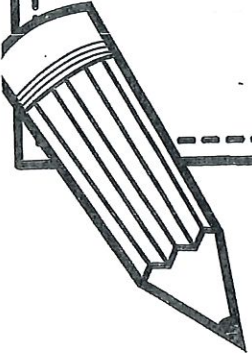
$89 \bigcirc 79$

$98 \bigcirc 99$

Writing

Week 7

What are some of your goals for second grade?



Handwriting practice lines consisting of solid top and bottom lines with a dashed midline for letter height guidance. There are ten such sets of lines provided for writing.

Phonics

Read the bold word.
Circle the plural version of
the word.

Week 7

dog	dogs	doges	dos
touch	touches	touches	toucs
foot	foots	footes	feet
mouse	mouses	mousees	mice
wish	wishs	wishes	wash
book	books	bookes	bake



Reading

Fill in the blank with any adjective that would make the sentence complete



1. Nico was outside playing with his new _____ skateboard.


2. Nevaeh sat on the park bench while she ate her _____ ice cream cone!

3. The weather is so _____ today.

4. Savannah saw a _____ butterfly flying in her backyard.

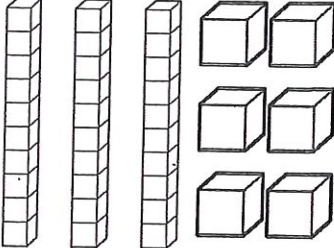

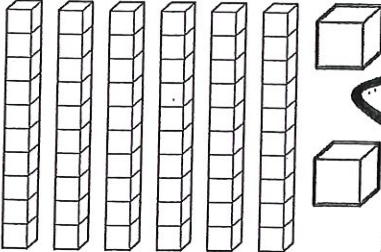

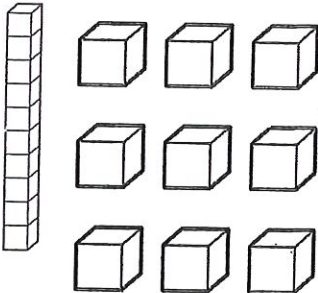

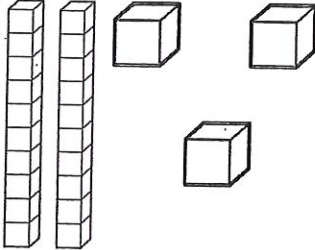

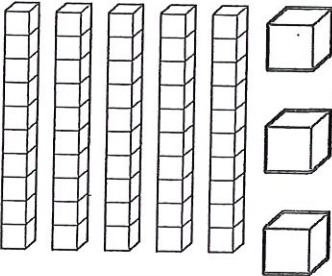

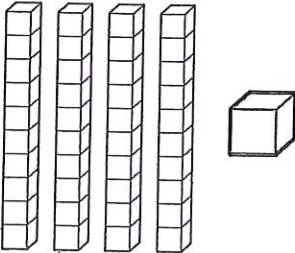

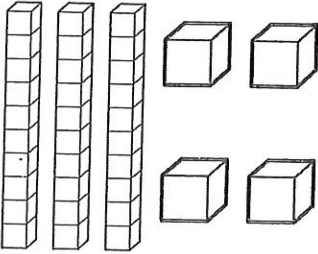

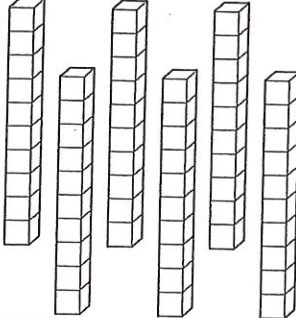

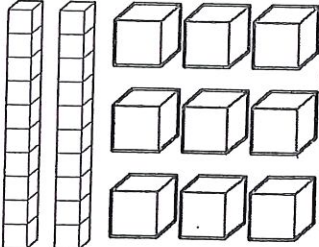

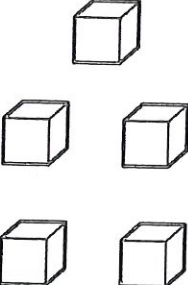

5. Ryan caught a _____ fish while fishing with his grandpa.

Math



Week 7

Count and Write


Reading

Read the contraction.
Write the two words that
make that contraction.

Week 8

example:

wouldn't	
would	not



hadn't	

can't	

didn't	

won't	

shouldn't	


she'll	

we'll	


Math

Read the clock. Write the time.


Week 8




_____ : _____




_____ : _____




_____ : _____




_____ : _____



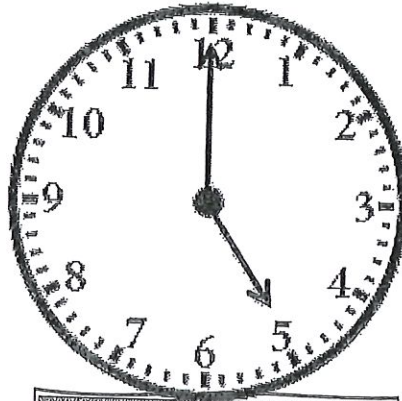
_____ : _____



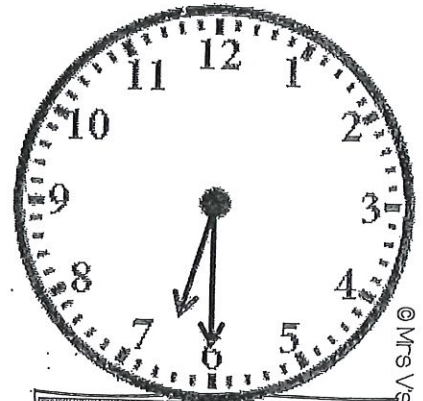
_____ : _____



_____ : _____



_____ : _____

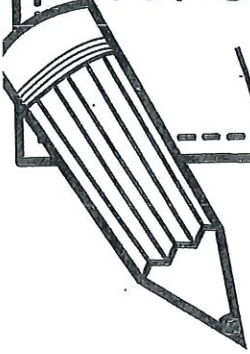


_____ : _____

Writing

Week 8

How do you feel about going back to school? What are you excited about? What are you worried about?



Handwriting practice lines consisting of solid top and bottom lines with a dashed midline for letter height guidance. There are ten such sets of lines provided for writing.

Phonics

Sort the words into the correct column

Week 8

Common Nouns

Proper Nouns

car

Jeep

teacher

couch

Peter


Target

store

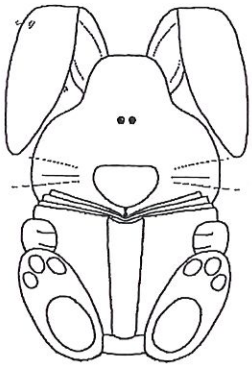
Nike

Here is the list of second grade sight words!


Check the "Mastered" box for each word your child knows. Then make flash cards for the words they got wrong. Keep practicing until they know all of their sight words!



Mastered		Mastered		Mastered	
	always		around		because
	been		before		best
	both		buy		call
	cold		does		don't
	fast		first		five
	found		gave		goes
	green		its		made
	many		off		or
	pull		read		right
	sing		sit		sleep
	tell		their		these
	those		upon		us
	use		very		wash
	wish		work		would
	write		your		




Second Grade Recommended Reading



Cam Jansen books by David Adler
Berenstain Bears books
The Pain and the Great One books by Judy Blume
Arthur books by Marc Brown
Golly Sisters Go West books by Betsy Byars
The Stories Julian Tells by Ann Cameron
Grouchy Ladybug by Eric Carle
Liar, Liar, Pants on Fire by Miriam Cohen
Bill and Pete stories by Tomie dePaola
Mercy Watson books and Bink and Gollie by Kate DiCamillo
Skateboarding by Matt Doeden
Waiting for Wings by Lois Ehlert
The Magic Hat by Mem Fox
Kids of Polk Street School books by Patricia Giff
Iris and Walter books by Elissa Haden Guest
Pinky and Rex books by James Howe
Ready Freddy by Abby Klein
Horrible Harry books by Suzy Kline
Frog and Toad books, Mouse Soup by Arnold Lobel
Space Case and any of the Fox books by Edward Marshall
Knots on a Counting Rope by Bill Martin
Daisy Jane, Best Ever Flower Girl by Megan McDonald
Magic Tree House books by Mary Pope Osborne
Amelia Bedelia books by Peggy Parrish
Junie B. Jones books by Barbara Parks
Henry and Mudge books, Poppleton books,
or Mr. Putter and Tabby books by Cynthia Rylant
Marvin Redpost books by Louis Sachar
Nate the Great books by Marjorie Sharmat
Cowgirl Kate and Cocoa books by Erica Silverman
Sylvester and the Magic Pebble by William Steig
Black Lagoon books by Mike Thaler

Summer Reading Log

Keep track of all the books you read this summer. As you finish a book, write the title on the line.



Summer Reading Goal:

_____ books!

Number	Title of Book

Number	Title of Book

Name: _____

Count the money.

- 1 Penny = 1 ¢
- 1 Nickel = 5 ¢
- 1 Dime = 10 ¢
- 1 Quarter = 25 ¢



Row 1: 4 quarters, 2 dimes, 2 nickels

Row 2: 4 quarters, 2 dimes, 2 nickels

Blank box for counting with two cartoon chicks on the right.

Row 1: 4 dimes, 4 nickels

Row 2: 4 dimes, 4 nickels

Blank box for counting with two cartoon chicks on the right.

Row 1: 1 quarter, 1 dime, 1 nickel, 2 pennies

Row 2: 1 quarter, 1 dime, 1 nickel, 2 pennies

Blank box for counting with two cartoon chicks on the right.

Row 1: 3 quarters, 1 dime

Row 2: 2 nickels, 2 dimes, 2 pennies, 2 pennies

Blank box for counting with two cartoon chicks on the right.

Name: _____

Count the money.



- 1 Penny = 1 ¢
- 1 Nickel = 5 ¢
- 1 Dime = 10 ¢
- 1 Quarter = 25 ¢

4 quarters (top row) and 5 dimes (bottom row) are shown. To the right is a large empty box for the answer, with a cartoon chick pointing to it.

5 quarters (top row) and 5 dimes (bottom row) are shown. To the right is a large empty box for the answer, with a cartoon chick pointing to it.

5 quarters (top row) and 5 nickels (bottom row) are shown. To the right is a large empty box for the answer, with a cartoon chick pointing to it.

5 nickels (top row) and 5 dimes (bottom row) are shown. To the right is a large empty box for the answer, with a cartoon chick pointing to it.

Name: _____

Money



1 Penny = 1 ¢

1 Nickel = 5 ¢

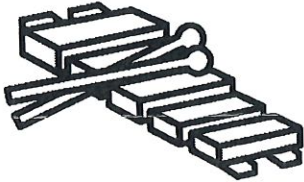
1 Dime = 10 ¢

1 Quarter = 25 ¢

Can you buy it?

Look at the price of each item and decide if you can buy it.

35¢



yes

no

50¢



yes

no

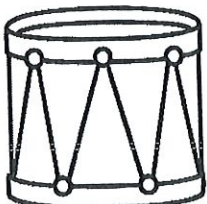
62¢



yes

no

79¢



yes

no

88¢



yes

no

Name: _____

Money

Color the coins to show the amount.

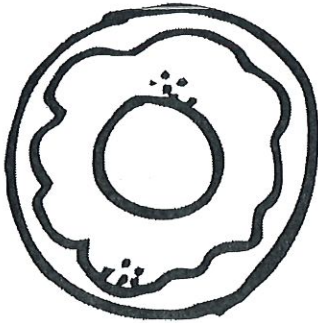


- 1 Penny = 1 ¢
- 1 Nickel = 5 ¢
- 1 Dime = 10 ¢
- 1 Quarter = 25 ¢

\$ 1.25



\$ 1.80



99¢



Name _____

Let's Practice Skip Counting!

Skip count by 2

24		28			34			40	42				50	
----	--	----	--	--	----	--	--	----	----	--	--	--	----	--

60			66		70				78		82			88
----	--	--	----	--	----	--	--	--	----	--	----	--	--	----

		14		18			24			30			36	
--	--	----	--	----	--	--	----	--	--	----	--	--	----	--

Skip count by 5

45			60			75	80			95			110	
----	--	--	----	--	--	----	----	--	--	----	--	--	-----	--

	10			25		35				55			70	
--	----	--	--	----	--	----	--	--	--	----	--	--	----	--

75		85				105			120				135	
----	--	----	--	--	--	-----	--	--	-----	--	--	--	-----	--

Skip count by 10

30		50			80		100			130			160	
----	--	----	--	--	----	--	-----	--	--	-----	--	--	-----	--

	70			100			130		150				180	
--	----	--	--	-----	--	--	-----	--	-----	--	--	--	-----	--

0		20			50	60			90				120	
---	--	----	--	--	----	----	--	--	----	--	--	--	-----	--










100			130			160	170			200			230	
-----	--	--	-----	--	--	-----	-----	--	--	-----	--	--	-----	--

Name _____



Counting Boots by 2s

Skip count by 2s. Fill in the missing numbers.

 2	 	 6
 8	 	
 14	 16	

How many boots in all? _____

Name _____



Counting Apples by 3s


Skip count by 3s. Fill in the missing numbers.

 3	 	 	 	 15
 	 	 24	 	
 33	 	 	 	



How many apples in all? _____

Name _____

Skip Count by 5s



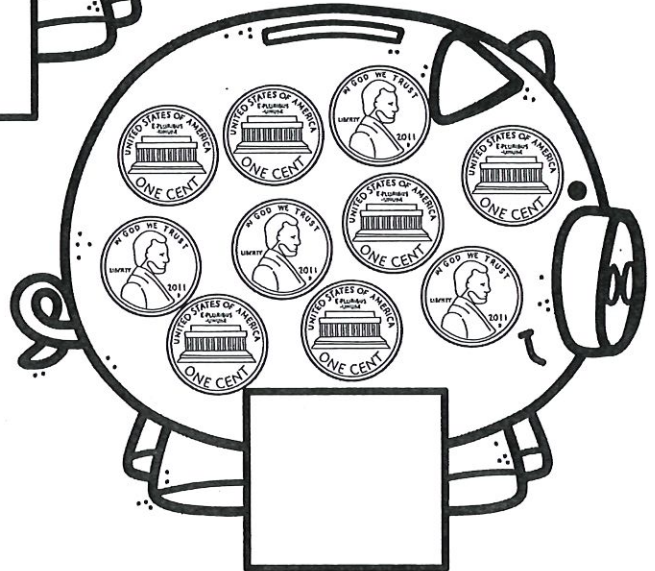


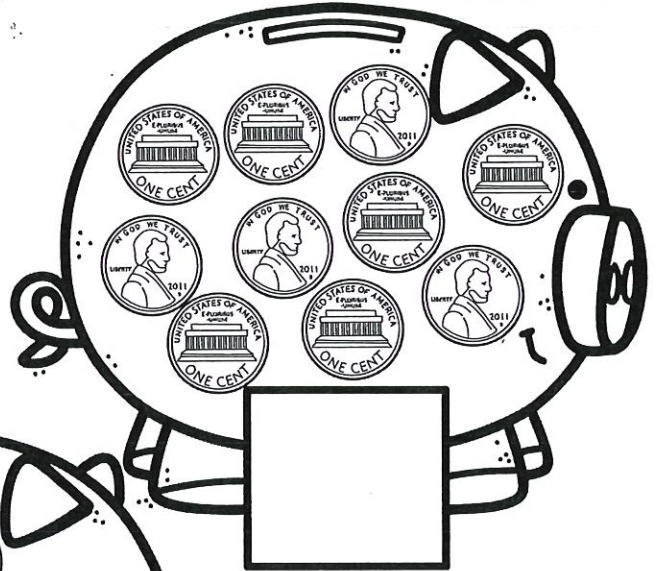

Help the farmer get to the barn. Color the path to complete the maze.

		27	30	35	40	45
		21	25	36	38	50
★ 5	10	15	20	40	60	55
6	8	10	15	70	65	56
10	9	11	20	75	76	58
12	10	90	85	80	82	60
13	15	95	96	100	85	65
18	20	100	105	110	90	70
20	25	30	45	115		
22	30	40	50	120		
24	35	50	55	125		

Name _____

Counting Pennies by 10s

Skip count by 10s. Fill in the missing numbers.



How many pennies in all? _____